



सत्यमेव जयते

नीति आयोग

National Institution for Transforming India

2ND DELTA RANKING &  
INSIGHTS FROM HOUSEHOLD SURVEY



# ASPIRATIONAL DISTRICTS

DECEMBER 2018



**ON ASPIRATIONAL DISTRICTS  
PROGRAMME**

**THE DEVELOPMENT OF EVERY VILLAGE OF  
THESE DISTRICTS IS VITAL TO OUR  
COMMITMENT TO SOCIAL JUSTICE**

**HON'BLE PRIME MINISTER**

# THEMES




**HEALTH &  
NUTRITION**

**30%**



**EDUCATION**

**30%**




**AGRICULTURE &  
WATER RESOURCES**

**20%**



**FINANCIAL  
INCLUSION**

**5%**



**SKILL DEVELOPMENT**

**5%**



**BASIC INFRASTRUCTURE**

**10%**

**JANUARY 5, 2018**

HON'BLE PM'S INTERACTION  
WITH DMs/DCs of  
ASPIRATIONAL DISTRICTS

**APRIL 1, 2018**

DISTRICTS START DATA  
ENTRY.


**MONTHLY RANKING  
AVAILABLE ON DASHBOARD**

**JUNE 28, 2018**

FIRST DELTA RANKING  
RELEASED  
BY NITI AAYOG

# 2ND DELTA RANKING

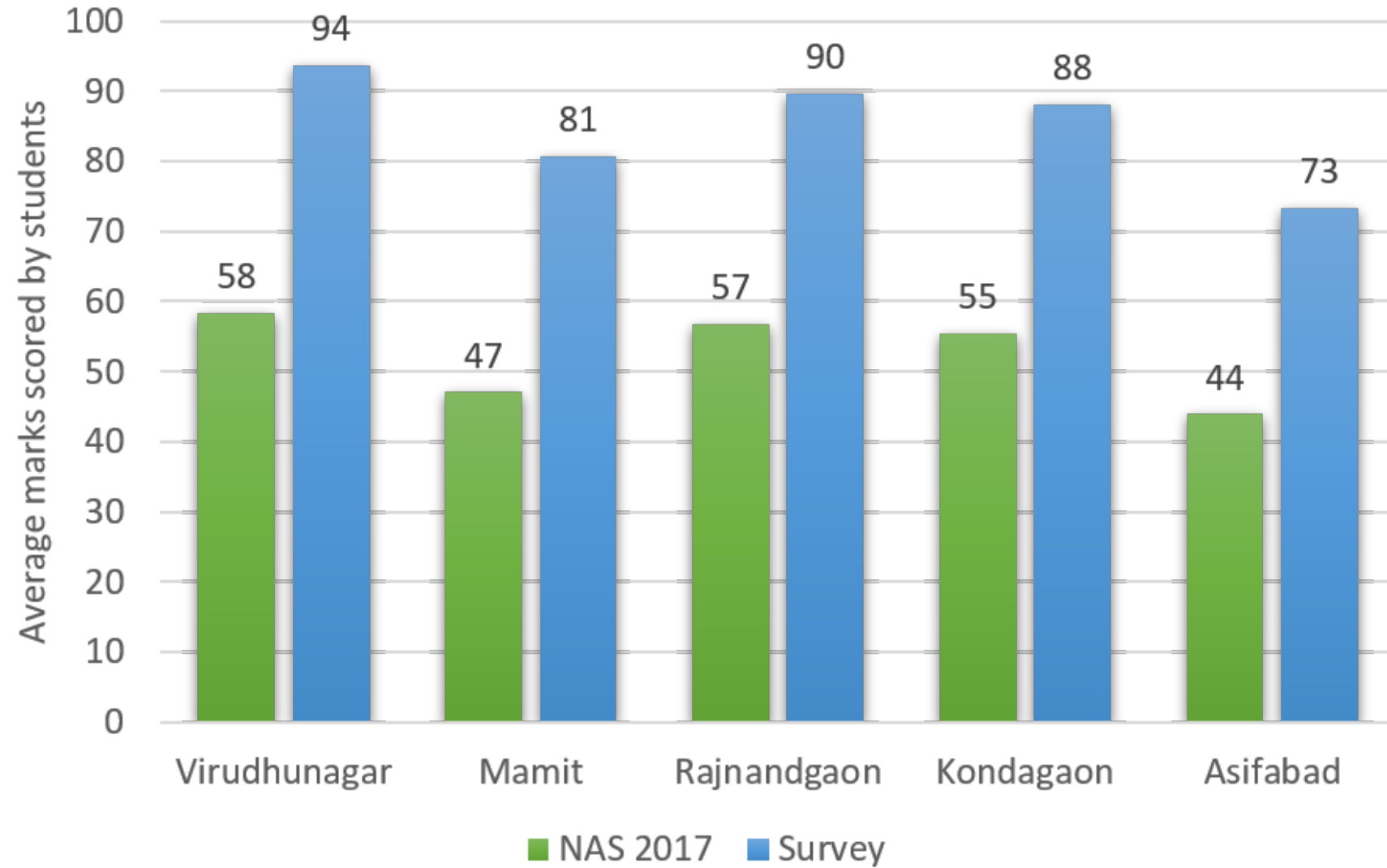
## INSIGHTS FROM HOUSEHOLD SURVEY



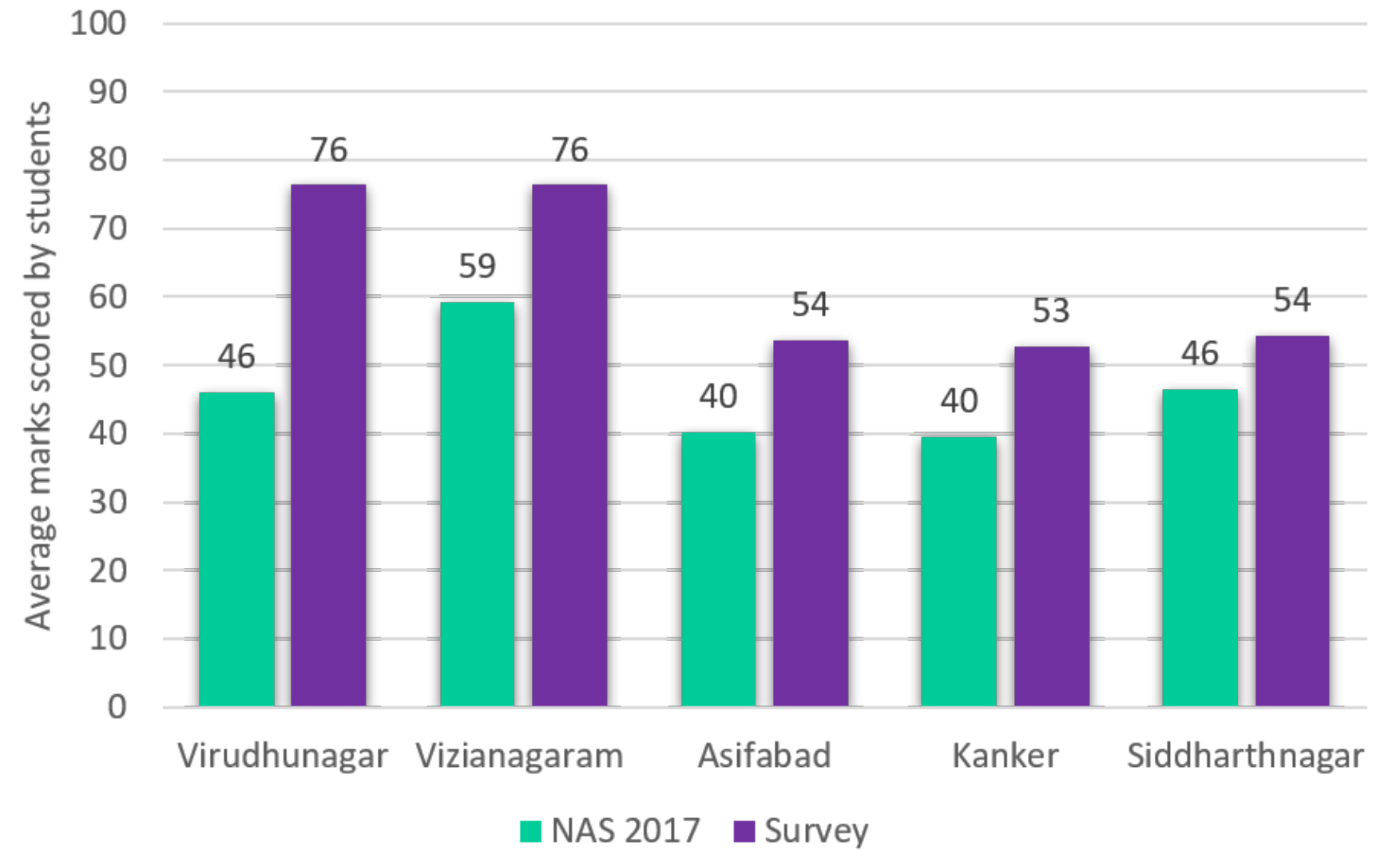
Inputs from Household Survey incorporated for the first time  
**20 indicators** reported by districts validated by knowledge partners **TATA Trusts & IDInsight**  
**9 indicators** exclusively estimated through Household Survey

Wayanad (Kerala) not included in this ranking as survey estimates were unavailable

## Improvement in average language score across Class 3, 5, 8



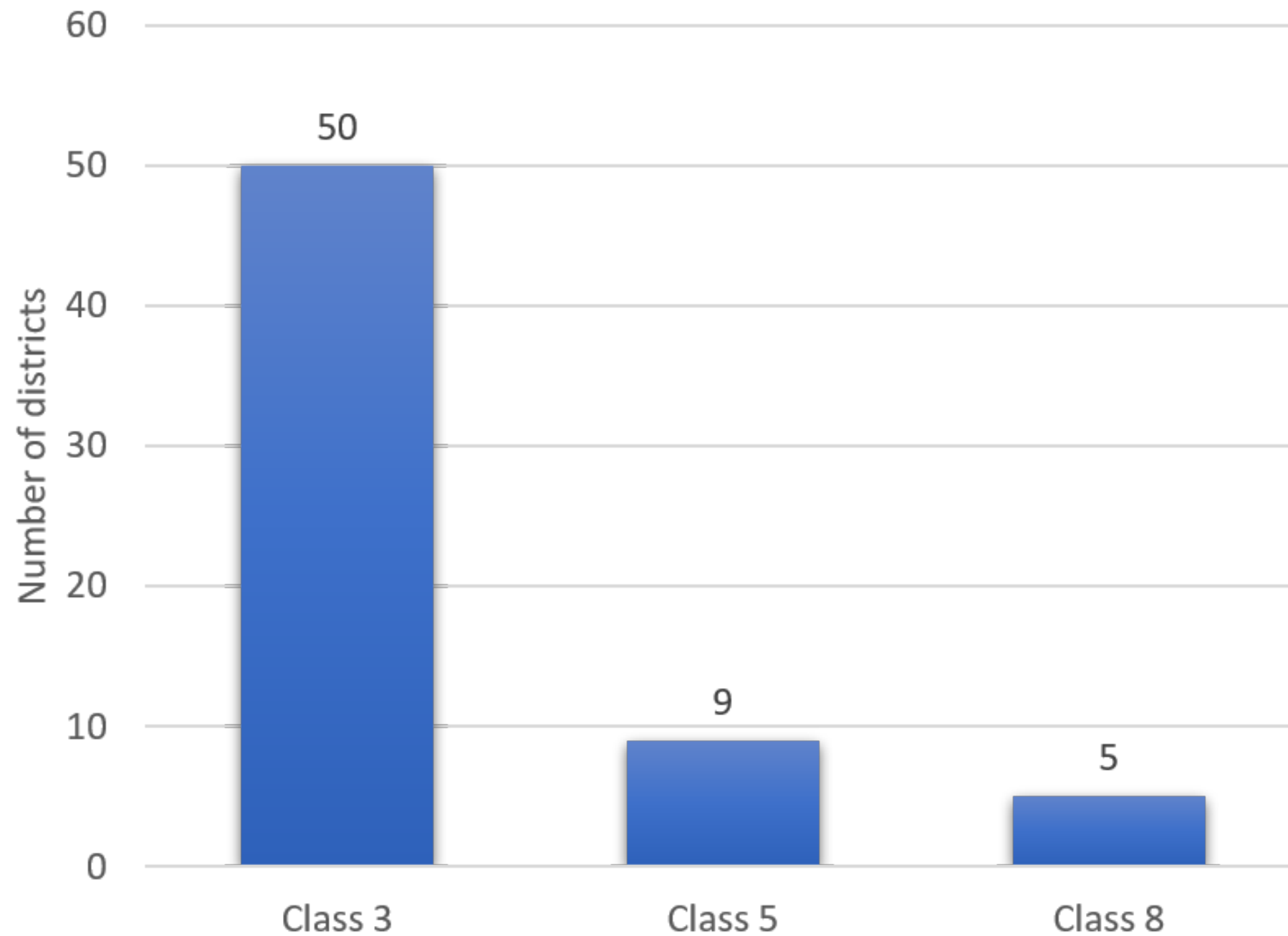
## Improvement in average mathematics score across Class 3, 5, 8



# LEARNING OUTCOMES

## INSIGHTS FROM HOUSEHOLD SURVEY

## Number of Districts with performance improvement - Mathematics



# LEARNING OUTCOMES

INSIGHTS FROM HOUSEHOLD SURVEY

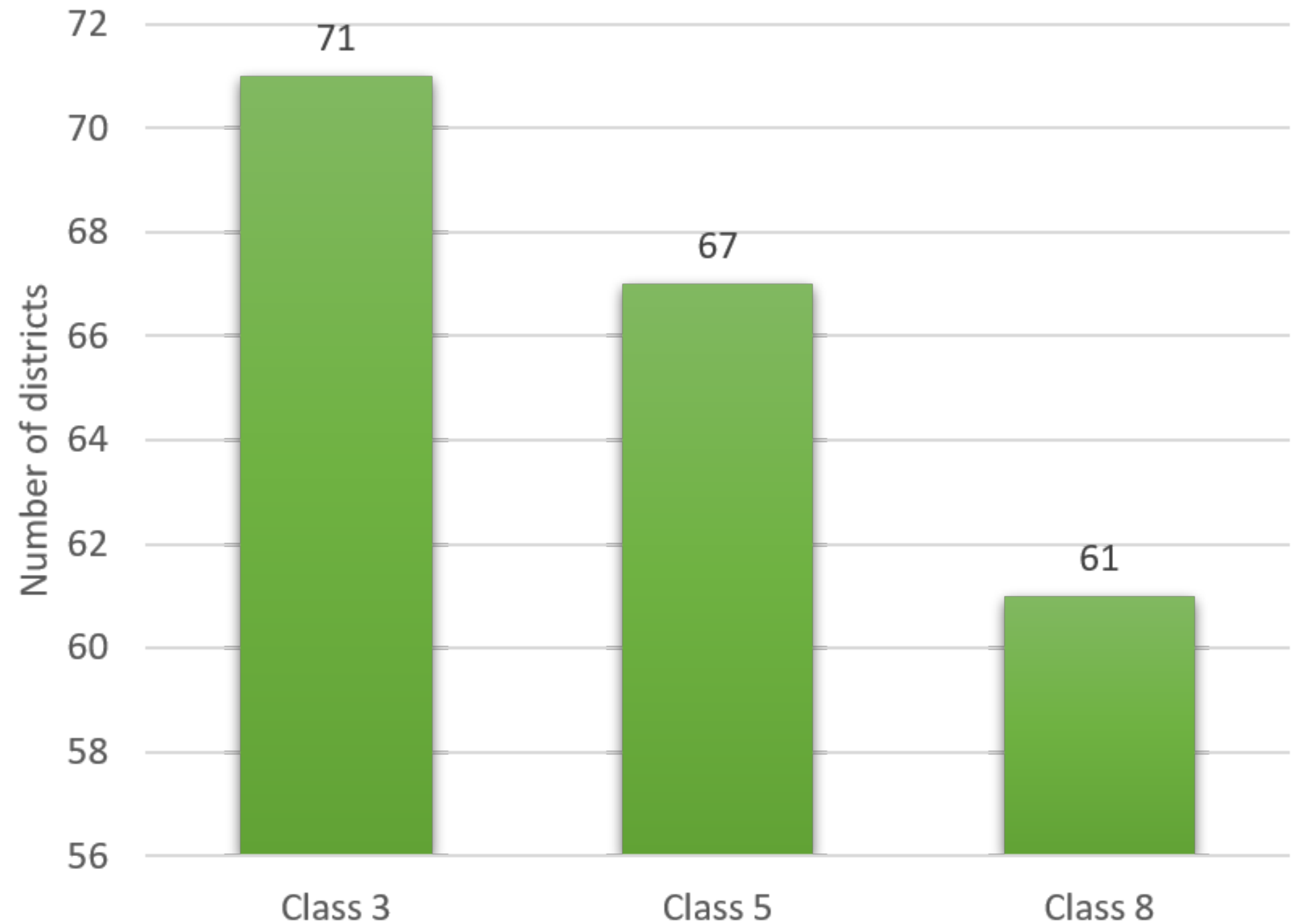
The average performance of students in several districts improved compared to NAS 2017 in both mathematics & language

Performance of students in Class 3 has seen significant improvement, indicating rising standards of elementary education

The average performance of students in several districts improved compared to NAS 2017 in both mathematics & language

Performance of students in Class 3 has seen significant improvement, indicating rising standards of elementary education

## Number of districts with performance improvement - Language



# LEARNING OUTCOMES

INSIGHTS FROM HOUSEHOLD SURVEY



# Percentage of stunted children under 5 yrs

*Addressing malnutrition is a priority for the Government. Below are the districts which have reduced the incidence of stunting compared to NFHS-4 (2015-16) estimates.*

## Assam

BAKSA, BARPETA, DARRANG  
DHUBRI, GOALPARA

## Jharkhand

GARHWA, HAZARIBAGH  
PASCHIMI SINGHBHUM  
SAHIBGANJ

## Chhattisgarh

DANTEWADA  
MAHASAMUND, SUKMA

## Bihar

BEGUSARAI, KATI HAR  
SITAMARHI

## Rajasthan

BARAN, DHOLPUR

## Karnataka

YADGIR

## Haryana

MEWAT

## Madhya Pradesh

BARWANI

## Maharashtra

NANDURBAR

## Odisha

RAYAGADA

## Sikkim

WEST DISTRICT

## Meghalaya

RIBHOI

# DELTA RANKING

## DATA & METHODOLOGY

---

As the first ranking that incorporates inputs from the household survey, the total number of indicators can be classified into three

- \* Indicators exclusively estimated through household survey
- \* Indicators reported by districts & central ministries
- \* Indicators reported by districts & validated by knowledge partners

# DELTA RANKING

## DATA & METHODOLOGY

---

Delta Scores are calculated for each category of indicators (D1, D2, & D3 respectively) and the final score is a function of the delta scores and a correction factor, CF.

Final Delta Score =  $F_n(D1, D2, D3, CF)$



सत्यमेव जयते

नीति आयोग

National Institution for Transforming India



# MOST IMPROVED DISTRICTS - OVERALL

## JUNE & OCTOBER 2018

**1 Virudhunagar**  
Tamil Nadu

**2 Nuapada**  
Odisha

**3 Siddharthnagar**  
Uttar Pradesh

**4 Aurangabad**  
Bihar

**5 Koraput**  
Odisha



सत्यमेव जयते

नीति आयोग

National Institution for Transforming India



## LEAST IMPROVED DISTRICTS - OVERALL

JUNE & OCTOBER 2018

**Kiphire**  
Nagaland **107**

**Giridih**  
Jharkhand **108**

**Chatra**  
Jharkhand **109**

**Hailakandi**  
Assam **110**


**Pakur**  
Jharkhand **111**



सत्यमेव जयते

नीति आयोग

National Institution for Transforming India



## FAST MOVERS - OVERALL

JUNE & OCTOBER 2018

JUNE

108

106

101

99

82

**Kupwara**  
Jammu & Kashmir

**Ranchi**  
Jharkhand

**Siddharthnagar**  
Uttar Pradesh

**Jamui**  
Bihar

**Fatehpur**  
Uttar Pradesh

OCTOBER

7

10

3

9


25



सत्यमेव जयते

नीति आयोग

National Institution for Transforming India



# HEALTH & NUTRITION

## MOST & LEAST IMPROVED DISTRICTS

JUNE & OCTOBER 2018

**1** **Chitrakoot**  
Uttar Pradesh

**2** **Barwani**  
Madhya Pradesh

**3** **Vidisha**  
Madhya Pradesh

**4** **Raichur**  
Karnataka

**5** **Balrampur**  
Uttar Pradesh

**Purbi Singhbhum**  
Jharkhand **107**

**Godda**  
Jharkhand **108**

**Hazaribagh**  
Jharkhand **109**

**Pakur**  
Jharkhand **110**

**Chatra**  
Jharkhand **111**



सत्यमेव जयते

नीति आयोग

National Institution for Transforming India



## EDUCATION

### MOST & LEAST IMPROVED DISTRICTS

JUNE & OCTOBER 2018

**1** **Virudhunagar**  
Tamil Nadu

**2** **Nuapada**  
Odisha

**3** **Gumla**  
Jharkhand

**4** **Siddharthnagar**  
Uttar Pradesh

**5** **Vizianagaram**  
Andhra Pradesh

**Sukma**  
Chhattisgarh **107**

**Hailakandi**  
Assam **108**

**Malkangiri**  
Odisha **109**

**Yadgir**  
Karnataka **110**

**Pakur**  
Jharkhand **111**






सत्यमेव जयते

नीति आयोग

National Institution for Transforming India



## AGRICULTURE & WATER RESOURCES

**MOST & LEAST IMPROVED DISTRICTS**

**JUNE & OCTOBER 2018**

**1** **Sitamarhi**  
Bihar

**2** **Gajapati**  
Odisha

**3** **Dhalai**  
Tripura

**4** **Chandauli**  
Uttar Pradesh

**5** **Fatehpur**  
Uttar Pradesh

**Dhubri**  
Assam **107**

**Chatra**  
Jharkhand **108**

**Begusarai**  
Bihar **109**

**Hailakandi**  
Assam **110**

**Giridih**  
Jharkhand **111**



सत्यमेव जयते

नीति आयोग

National Institution for Transforming India



## FINANCIAL INCLUSION

### MOST & LEAST IMPROVED DISTRICTS

JUNE & OCTOBER 2018

**1** **Kupwara**  
Jammu & Kashmir

**2** **Baramula**  
Jammu & Kashmir

**3** **Raichur**  
Karnataka

**4** **Yadgir**  
Karnataka

**5** **Mamit**  
Mizoram

**Dantewada** **107**  
Chhattisgarh

**Kondagaon** **108**  
Chhattisgarh

**Namsai** **109**  
Arunachal

**Asifabad** **110**  
Telangana


**Chandel** **111**  
Manipur



सत्यमेव जयते

नीति आयोग

National Institution for Transforming India



# SKILL DEVELOPMENT

## MOST & LEAST IMPROVED DISTRICTS

JUNE & OCTOBER 2018

**1** **Raichur**  
Karnataka

**2** **Ramgarh**  
Jharkhand

**3** **Dantewada**  
Chhattisgarh

**4** **Rayagada**  
Odisha

**5** **Baramula**  
Jammu & Kashmir

**Purbi Singhbhum**  
Jharkhand **107**

**Ribhoi**  
Meghalaya **108**

**Guna**  
Madhya Pradesh **109**

**Kupwara**  
Jammu & Kashmir **110**

**Khammam**  
Telangana **111**



सत्यमेव जयते

नीति आयोग

National Institution for Transforming India



## BASIC INFRASTRUCTURE

**MOST & LEAST IMPROVED DISTRICTS**

**JUNE & OCTOBER 2018**

**1** **Virudhunagar**  
Tamil Nadu

**2** **Nuapada**  
Odisha

**3** **Siddharthnagar**  
Uttar Pradesh

**4** **Aurangabad**  
Bihar

**5** **Koraput**  
Odisha

**Kiphire**  
Nagaland **107**

**Giridih**  
Jharkhand **108**

**Chatra**  
Jharkhand **109**

**Hailakandi**  
Assam **110**

**Pakur**  
Jharkhand **111**

# WAY FORWARD

---

## 2ND ROUND OF HOUSEHOLD SURVEY

Training for field-staff completed.  
Will commence from next week

## NEXT DELTA RANKING

Monthly Delta Ranking made available regularly through the Champions of Change dashboard. Official release after estimates from 2nd round of household survey are made available



**ON ASPIRATIONAL DISTRICTS  
PROGRAMME**

**THE PROGRAM IS ABLE TO USHER IN A NEW  
ERA OF HEALTHY COMPETITIVE FEDERALISM  
WHERE THE DISTRICTS ASPIRE TO BECOME  
ONE OF THE BEST IN THE COUNTRY**

**HON'BLE VICE PRESIDENT**